

超小型大功率继电器

Subminiature High Power Relay

16A/20A

特性 / FEATURES

- 20A触点切换能力
20A switching capability
- UL绝缘等级: F级、B级
UL insulation system: Class F, Class B
- 具有密封型与防焊剂型两种封装形式
Sealed and flux proofed types available
- 印制板式引出端
Standard PCB layout



RoHS
Compliant

订购信息 / ORDERING INFORMATION

SRUH-12VDC-S L-C

A/B/C	触点形式 Contact Arrangement
L 0.36W / D 0.45W	线圈功率 Coil Power
S 密封/Sealed F 防焊剂/Flux proofed	封装形式 Construction
5/6/9/12/18/24/36/48VDC	线圈电压 Coil Voltage
	型号 Model

触点参数 / CONTACT PARAMETERS

触点形式	Contact arrangement	A, B, C
接触电阻	Contact resistance	≤100mΩ (1A 6VDC)
触点材质	Contact material	银合金/Silver alloy: AgSnO ₂ In ₂ O ₃ 、AgSnO ₂ 、AgNi
触点负载(阻性)	Contact rating(Res. load)	16A/20A 250VAC, 20A 125VAC
最大切换电压	Max switching voltage	250VAC
最大切换电流	Max switching current	20A
最大切换功率	Max switching power	5000VA
电耐久性 (频率:每小时360次)	Electrical endurance (Frequency:360 ops/h)	1x10 ⁵ ops / 1x10 ⁴ ops
机械耐久性 (频率:每小时18000次)	Mechanical endurance (Frequency:18000 ops/h)	1x10 ⁷ ops

特性参数 / CHARACTERISTICS PARAMETERS

绝缘等级	Insulation level			B/F
绝缘电阻	Insulation resistance			100MΩ(500VDC)
介质耐压 (漏电流 1mA)	Dielectric strength (Leakage current 1mA)	线圈与触点间 Between coil and contacts	1500VAC 1min/2500VAC 1min	
		断开触点间 Between open contacts	1000VAC 1min	
吸合时间(额定电压下)	Operate time(at nominal voltage)			≤10ms
释放时间(额定电压下)	Release time (without diode) (at nominal voltage)			≤5ms
湿度	Humidity			5% ~ 85% RH
环境温度(°C)	Ambient temperature			-40°C ~ +85°C/+105°C
抗冲击	Shock resistance	稳定性/Functional	98m/s ²	
		强度/Destructive	980m/s ²	
抗振动(双振幅)	Vibration resistance (Double amplitude)			10Hz~55Hz 1.5mm
重量	Weight			约/Approx 16g
封装形式	Construction			密封/Sealed 防焊剂/Flux proofed

备注: 以上数据均为初始值

Remark: All above data is initial value

线圈参数 / COIL PARAMETERS

常温/At (23°C)

功耗(W)	Power consumption(W)	0.36W(L)								0.45W(D)							
		5	6	9	12	18	24	36	48	5	6	9	12	18	24	36	48
额定电压(VDC)	Nominal voltage(VDC)	5	6	9	12	18	24	36	48	5	6	9	12	18	24	36	48
线圈电阻(Ω±10%)	Coil resistance(Ω±10%)	69.4	100	225	400	900	1600	3600	6400	55	80	180	320	720	1280	2880	5120
吸合电压(Max)	Pick-up voltage(Max)	75% 额定电压(Nominal voltage)															
释放电压(Min)	Drop-out voltage(Min)	10% 额定电压(Nominal voltage)															
允许最大电压(VDC)	Max allowable overdrive voltage(VDC)	130% 额定电压(Nominal voltage)															

安全认证(相关认证以第三方认证证书为准) / SAFETY APPROVAL RATINGS

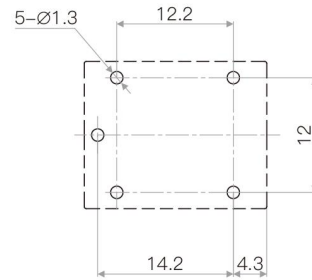

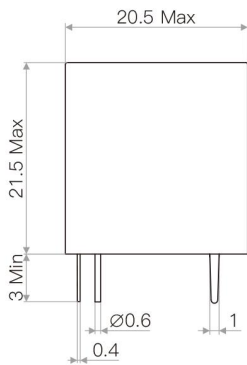


超小型大功率继电器 Subminiature High Power Relay

16A/20A

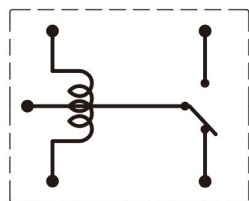
外形图 / OUTLINE DIMENSIONS

单位/Unit(mm)

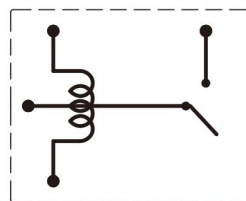


安装孔图(底视图)/Installation hole drawing(Bottom view)
未注公差/Tolerance:±0.1

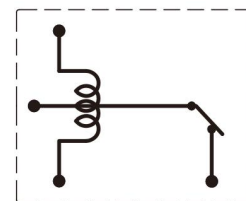
线路图(底视图) / WIRING DIAGRAM (BOTTOM VIEW)



转换C型/Conversion C type



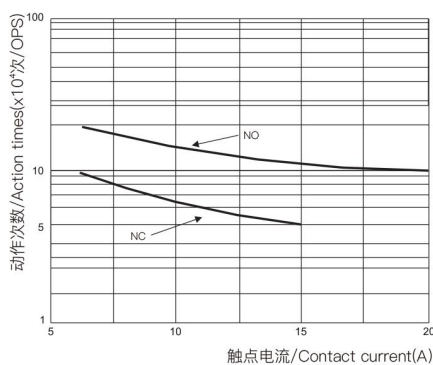
常开A型/Normally open A type



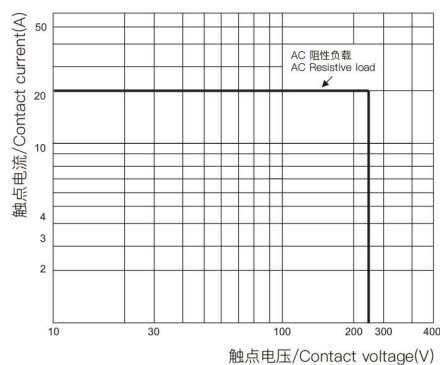
常闭B型/Normally closed B type

性能曲线图 / CHARACTERISTIC CURVES

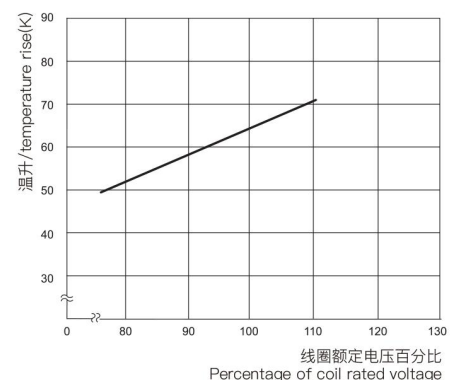
电耐久性曲线
Electrical endurance curve



最大切换功率
Maximum switching power



线圈温升
Coil temperature rise



测试条件:
NO端, 20A 250VAC, 阻性负载, 防焊剂型, 室温, 1s通9s断。
NC端, 16A 250VAC, 阻性负载, 防焊剂型, 室温, 1s通9s断。

Test conditions:
NO: Resistive load, Room temp., flux proofed, 20A 250VAC, 1s on 9s off
NC: Resistive load, Room temp., flux proofed, 16A 250VAC, 1s on 9s off

测试条件: 70°C 10A
安装间距: 25mm

Testing conditions: 10A at 70 .
Mounting distance: 25mm